





5 Quick Tips To Deal With Home Odors



Deep Clean Your Dishwasher

Your dishwasher may look clean, but food crumbs and moisture inside can quickly make it smell musty if you don't take care of it. Give your dishwasher a deep clean every week (or as soon as it starts to smell bad) to keep it smelling fresh!




Clean Your Trash Can Regularly

Sometimes trash is not the main culprit behind the bad smells, but the garbage can itself. The next time you take out the garbage, use the opportunity to wash the can inside and outside, scrubbing hard to really eliminate the smell.

Keep Good Airflow

Many smells disappear on their own thanks to the constant flow of fresh air circulating through your house. So, help those foul odors go quicker by opening doors and windows for most of the day—especially in kitchens and bathrooms!



Use Baking Soda To Absorb Odors

Baking soda is a good alternative cleaning product that absorbs odors very easily. Fill a shallow container with the powder and place it in areas prone to release bad odors, like bathrooms, ridges, and trash cans.

Eliminate Common Smelly Culprits

Empty that overflowing trash can, throw those sweaty clothes in your laundry basket, and get rid of the leftovers from last week. It could seem obvious to tackle these before they fill the air with nasty smells, but it never hurts to keep it in mind.



Blue Spring
cleaning

Source

How to Get Rid of Bad Smells
in Your House

7 Ways to Banish Common Household
Odors for a Fresher Home

www.goodhousekeeping.com

www.bhg.com